Name _____ Period _____ Date _____

Lesson 5: Does This Storm Fit The Model?

Activity 5.1

Your Progress:

- Mastery
- Proficient
- Developing
- Beginning

Purpose

We will look at the data from a recent storm and see if it matches the storm model we have developed.

Word Wall Words

Storm:_____

Cold Front:_____

Preparing

Look at the images below. In the cartoon you see a cold front moving past the person standing still. **Circle the word** that best describes the weather condition where the person is standing.



Before the Storm

Temperature:	Warm	Cool
Pressure:	High	Low
Humidity:	Dry	Moist
Wind Speed:	Windy	Calm
Precipitation:	Rain	None

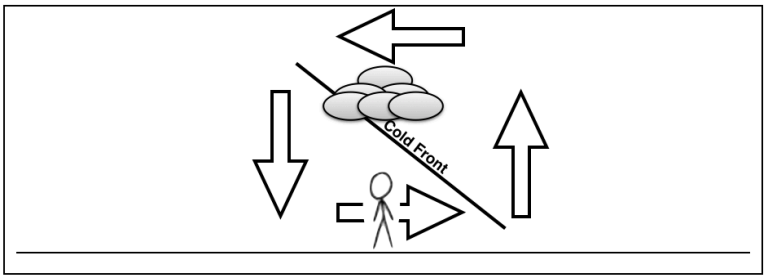

During the Storm

Temperature:	Warm	Cool
Pressure:	High	Low
Humidity:	Dry	Moist
Wind Speed:	Windy	Calm
Precipitation:	Rain	None

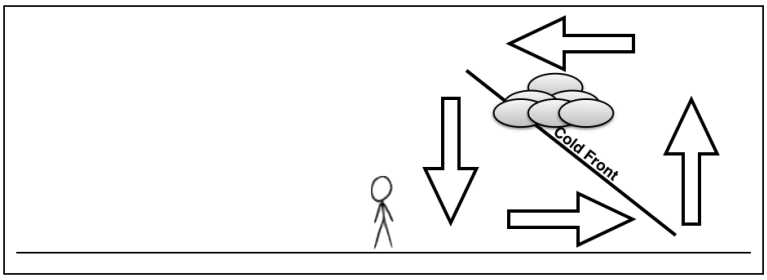

After the Storm

Temperature:	Warm	Cool
Pressure:	High	Low
Humidity:	Dry	Moist
Wind Speed:	Windy	Calm
Precipitation:	Rain	None

Directions

1. Decide on a storm to analyze.

   Date of Storm: _____ Approximate Time of Storm: _____
2. Open your web browser and go to the following page:
   http://www.wunderground.com/history/
3. Enter the city of Arlington Heights, IL. Enter the data for the storm.
4. Scroll down to "Daily Weather History Graph", and "Hourly Weather History & Observations".
5. Fill out the data table below.

Weather Conditions in Arlington Heights	Before the Storm	During the Storm	After the Storm
Temperature			
Air Pressure (Barometric Pressure)			
Humidity (Use Dew Point)			
Wind Speed and Direction			
Precipitation (scroll up for this information)			

Making Sense

1. Do the **temperature, pressure, humidity and wind speed** changes during the course the storm match the model's changes from the first page? Support your answer with evidence from the lab data.

_____

_____

_____

_____

_____

_____

_____

_____